

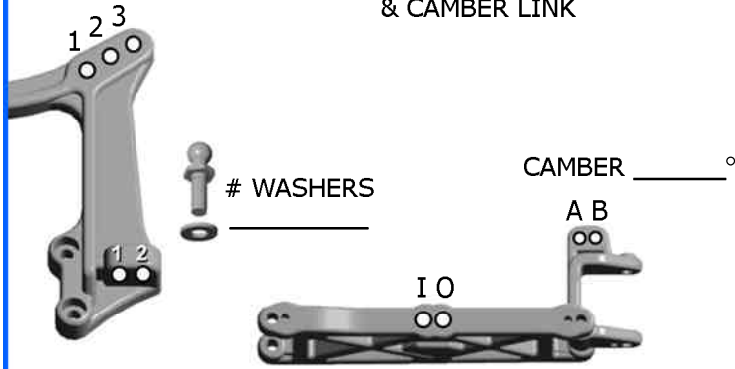


SETUP SHEET for the Team Associated RC10B4

Driver _____
 Track / City _____
 Event _____ Date _____

FRONT

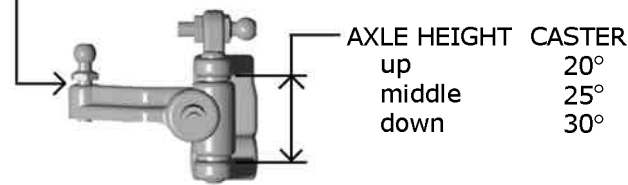
SHOCK MOUNTING & CAMBER LINK



RIDE HEIGHT _____

TOE-IN (+)/OUT (-) _____°

BUMP STEER SPACER _____

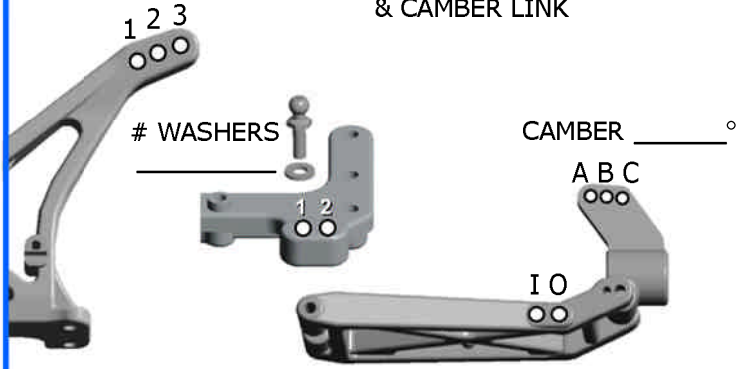


AXLE HEIGHT CASTER
 up 20°
 middle 25°
 down 30°

STEERING BLOCK trailing inline

REAR

SHOCK MOUNTING & CAMBER LINK

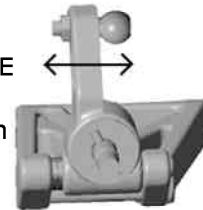


RIDE HEIGHT _____

ANTI-SQUAT

- 0°
- 1°
- 2°
- 3°

WHEELBASE
 long
 medium
 short



ANTI-ROLL BAR

- none
- black (soft)
- silver (med)
- gold (heavy)

FRONT SHOCKS

OIL _____ wt

SPRING (color) _____ PISTON # _____

SHAFT unobtanium STD # LIMITERS _____

REAR SHOCKS

OIL _____ wt

SPRING (color) _____ PISTON # _____

SHAFT unobtanium STD # LIMITERS _____

FRONT TIRES & WHEELS

FRONT TIRES _____

INSERTS _____ WHEELS _____

TRACTION COMPOUND _____

REAR TIRES & WHEELS

REAR TIRES _____

INSERTS _____ WHEELS _____

RADIO/BATTERIES

RADIO _____ SERVO _____

ESC _____

DRAG BRAKE _____ INIT BRAKE _____

BATTERY PLACEMENT front rear

BATTERIES _____

MOTOR

MOTOR & WIND _____

BRUSHES _____

SPRING _____

PINION / SPUR _____ / _____

OTHER

BODY _____

WING _____

WING ANGLE 0° 3° 6°

CHASSIS _____

CONDITIONS

- | | |
|---------------|-------------|
| smooth | sandy |
| bumpy | soft dirt |
| low traction | grass |
| med traction | blue groove |
| high traction | clay |
| wet | dusty |
| dry | other |

COMMENTS

NOTES _____

